

CLWYD PENSION FUND

RISK MANAGEMENT FRAMEWORK MONTHLY MONITORING REPORT

January 2018

Paul Middleman
Adam Lane



OVERRIDING OBJECTIVES

Stable and affordable contribution rate

versus

Achieve returns in excess of CPI required under funding arrangements



Objectives are two-fold but conflicting

- Risk needs to be taken in order to achieve returns, but risk does not guarantee returns

Need to ensure a reasonable balance between the two objectives

- Do you need to take the same level of risk when 70% funded (say) as when 110% funded?

EXECUTIVE SUMMARY



= as per or above expectations



= to be kept under review



= action required



Overall funding position

- Ahead of existing recovery plan
- Funding level just below the first trigger
- Possible action will be discussed at FRMG following trigger breach

In absolute terms the funding position is c.13% ahead of target. However there is continuing uncertainty in the outlook for future returns which could impact on the future funding requirements.



Liability hedging mandate

- Insight in compliance with investment guidelines
- Performance ahead of the benchmark since inception

No action required.



Synthetic equity mandate

- Insight in compliance with investment guidelines
- Outperformed the benchmark over Q3 2017
- Maturity constraints as expected

No action. Insight implemented an equity option strategy to provide protection on the equity TRS exposure in April.



Collateral and counterparty position

- Collateral within agreed constraints
- The Insight QIF can sustain at least a 1.25% rise in interest rates and inflation in combination with a 35% fall in equity markets and a 0.5% increase in z-spreads before requiring further collateral

Collateral adequacy to be monitored quarterly. Potential to release a further c.£43m (as at 30 September 2017) based on the agreed collateral guidelines.



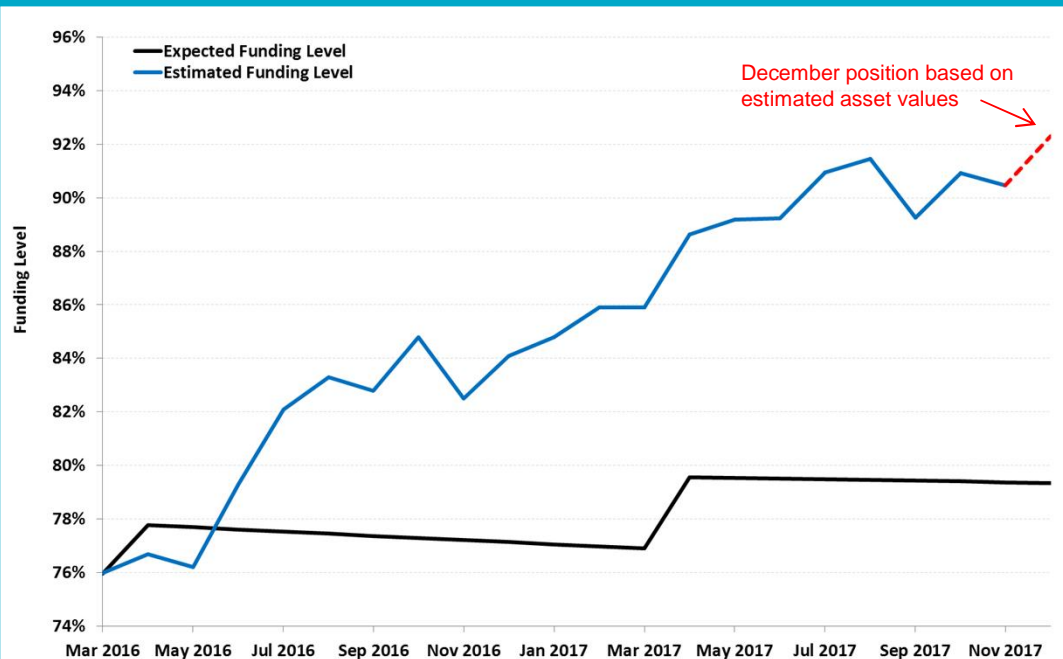
LIBOR Plus Fund

- LIBOR Plus Fund has outperformed its target since inception
- Management team stable and no change in manager rating
- Allocation of £50m remains appropriate

No action required.

FUNDING LEVEL MONITORING TO 31 DECEMBER 2017

Estimated funding position since 31 March 2016



Comments

The **black line** shows a projection of the *expected* funding level from the 31 March 2016 valuation based on the assumptions (and contributions) outlined in the 2016 actuarial valuation. The *expected* funding level at 31 December 2017 was around 79%.

The **blue line** shows an estimate of the progression of the funding level from 31 March 2016 to 30 November 2017. The **red line** shows the progression of the estimated funding level over December 2017. At 31 December 2017, we estimate the funding level and deficit to be:

92% (£153m*)

This shows that the Fund's position was ahead of the expected funding level at 31 December 2017 by around 13% on the current funding basis.

Uncertainty continues to be prevalent in the investment environment due to ongoing external political and fiscal factors. This could mean that the likelihood of achieving the assumed real returns going forward has fallen. To illustrate the impact, a reduction of 0.25% p.a. in the assumed future investment return/real discount rate would reduce the funding level by c.4% to c.88% with a corresponding increase in deficit of £92m to £245m.

This will be kept under review in light of changing market conditions.

Funding Level Triggers

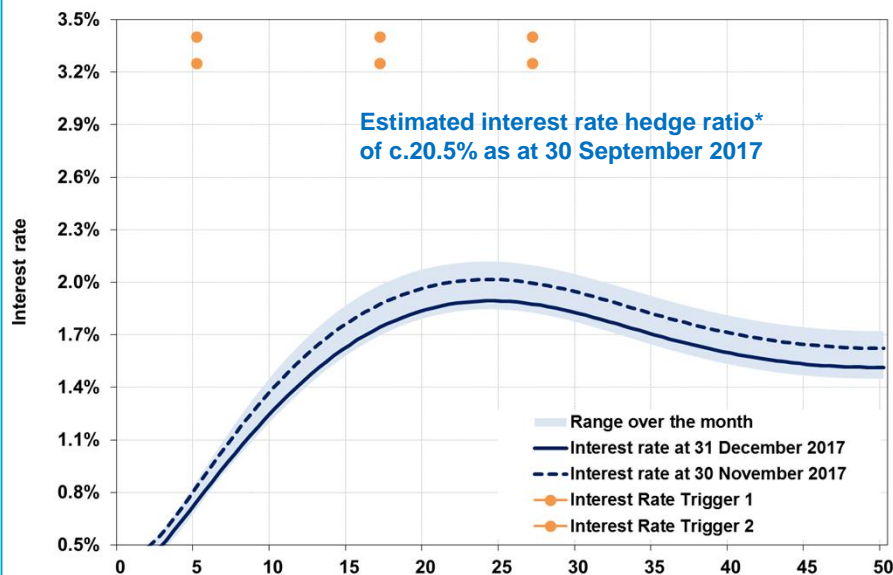
It was concluded at the FRMG on 20 June 2017 that the funding level is not currently sufficiently high to warrant de-risking in a traditional sense via a change in long term strategy.

It was agreed that a "soft" trigger will be put in place to prompt FRMG discussions regarding potential actions as the funding level approaches 100% on the current funding basis. This funding level will be monitored approximately by Mercer on a daily basis.

*Asset values estimated based on market indices and an estimate of performance of the Insight liability hedging mandate from 30 November 2017 to 31 December 2017. We will monitor this estimate over time against the actual position once final asset values are available, and update the asset values on a monthly basis.

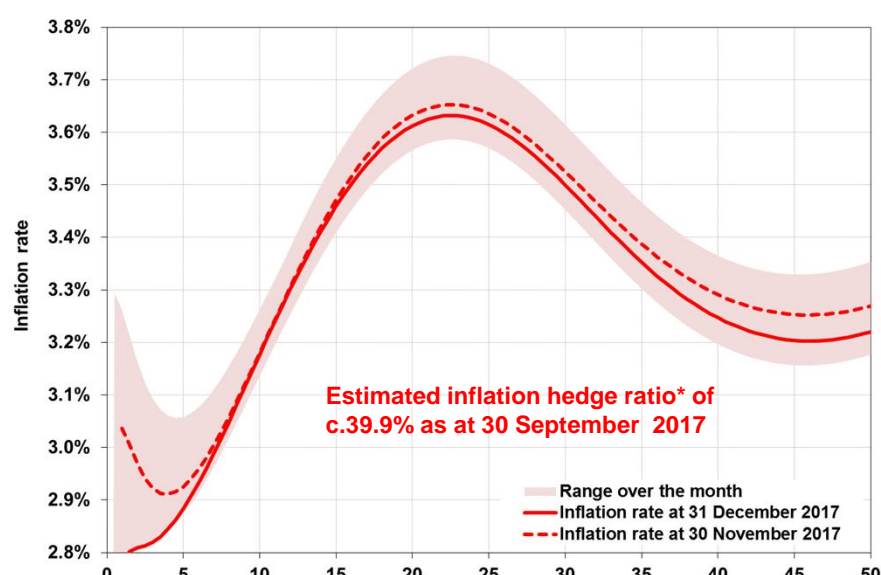
UPDATE ON MARKET CONDITIONS AND TRIGGERS

Change in interest rates



Date	Band 1	Band 2	Band 3	Band 4	Actual
30 September 2017	20.0%	20.0%	20.0%	20.0%	20.0%

Change in inflation rates (note: different scale)



Date	Band 1	Band 2	Band 3	Band 4	Actual
30 September 2017	40.0%	40.0%	40.0%	40.0%	40.0%

Comments

Interest rates fell at all durations over December 2017, with average falls of c.0.1% observed across the curve.

Based on market conditions as at 31 December 2017, yields would need to rise by c.1.4% before the Fund would hit any of the revised interest rate triggers implemented by Insight in September 2017.

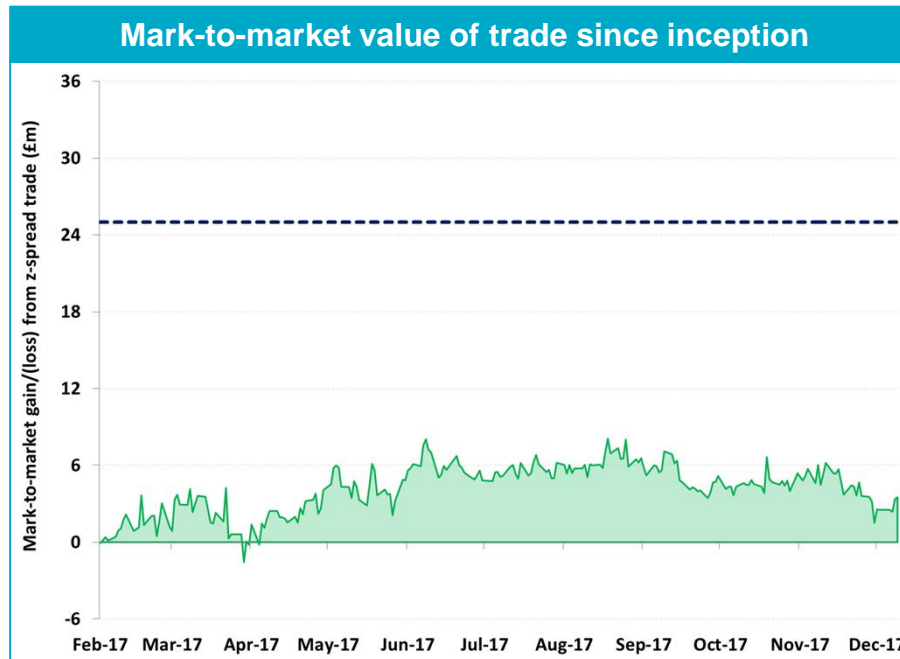
Comments

Inflation expectations remained stable at medium durations over December 2017, but fell at all other points on the curve.

It has been agreed that Insight will not resume monitoring of the level of inflation hedging until the interest rate and inflation hedge ratios have been aligned.

* Hedge ratios calculated with reference to 2016 valuation cashflow analysis and relying on a discount rate of gilts + 2.0% p.a..

UPDATE ON RELATIVE VALUE TRADE



Note: no allowance made for yield improvement from the inflation trade.

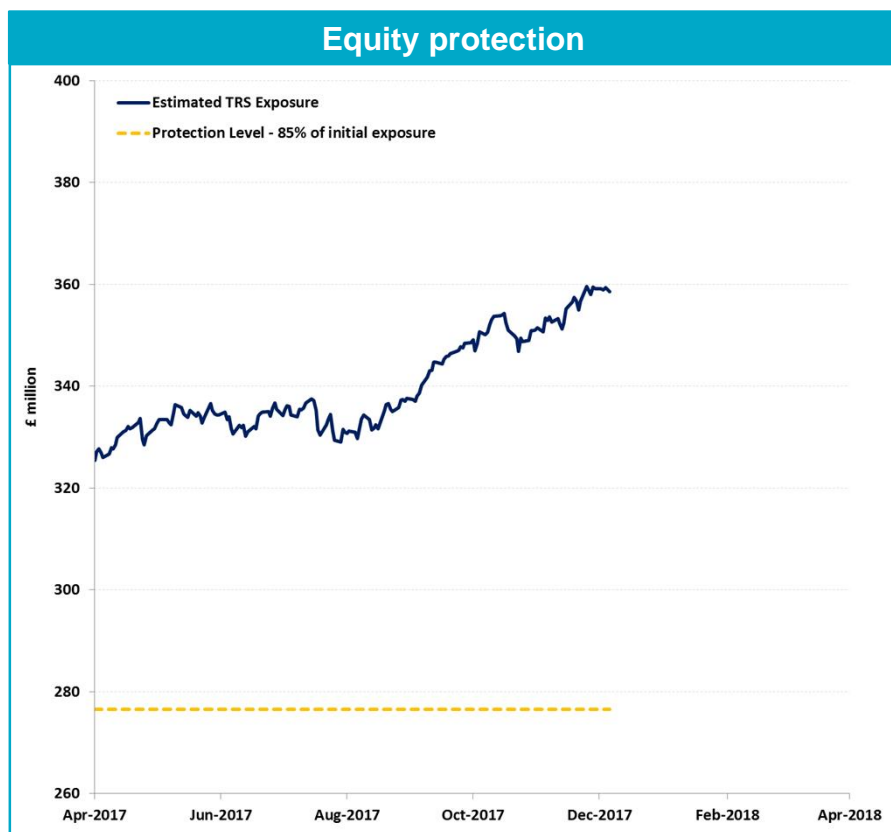
Comments

Insight estimated the potential net gain of the LDI restructure - implemented in Q1 2017 - to be c.£36.5m. This gain will be accrued incrementally over the lifetime of the trade, assuming repo and swap funding costs offset one another.

The relative value trade (i.e. holding gilts and “selling” interest rate swaps) will experience a mark-to-market gain if the difference between gilt and swap yields (“z-spread”) falls over time. The mark-to-market gain fell by £1.8m over the month, given that z-spreads rose on average over the month. The estimated gain was c.£3.5m as at 31 December 2017. This position will be monitored over time.

At the FRMG on 20 June 2017, it was agreed that Mercer would monitor a “soft” trigger to prompt discussions around closing out the trade to “bank” the gain if the mark-to-market gain exceeds £25m.

EQUITY TRS PROTECTION



Comments

An equity option strategy has been implemented to protect the Fund against falls in equity market values over a one-year period to 24 April 2018.

In particular, put options were purchased to protect the value of the current equity TRS exposure beyond 15% market falls over the period to April 2018.

The chart illustrates the value of the equity TRS over the period from 24 April 2017 to 31 December 2017 (the **dark blue line**) and the **yellow dotted line** shows the level at which the protection will start to take effect.

Overall, the value of the Fund's TRS is relatively higher as at 31 December 2017 when compared with the 30 November 2017 position - this is largely due to positive performance of the underlying US and UK equity indices over the month.

We will continue to monitor this position on a monthly basis.

GLOSSARY

- Actuarial Valuation - The formal valuation assessment of the Fund detailing the solvency position and determining the contribution rates payable by the employers to fund the cost of benefits and make good any existing shortfalls as set out in the separate Funding Strategy Statement.
- Collateral – Liquid assets held by the Fund as security which may be used to offset the potential loss to a counterparty.
- Counterparty – Commonly an investment bank on the opposite side of a financial transaction (e.g. swaps).
- Deficit - The extent to which the value of the Fund's liabilities exceeds the value of the Fund's assets.
- Equity option – A financial contract in which the Fund can define the return it receives for movements in equity values.
- Equity TRS (Equity Total Return Swap) – A financial contract in which the Fund receives the return on an equity index. In return the Fund must pay a regular financing fee to a counterparty bank.
- Flightpath - A framework that defines a de-risking process whereby exposure to growth assets is reduced as and when it is affordable to do so i.e. when “triggers” are hit, whilst still expecting to achieve the overall funding target.
- Funding level - The difference between the value of the Fund's assets and the value of the Fund's liabilities expressed as a percentage.
- Funding & Risk Management Group (FRMG) - A subgroup of Pension Fund officers and advisers set up to discuss and implement any changes to the Risk Management framework as delegated by the committee. It is made up of the Clwyd Pension Fund Manager, Pension Finance Manager, Fund Actuary, Strategic Risk Adviser and Investment Advisor.
- Hedging - A strategy aiming to invest in low risk assets when asset yields are deemed attractive. Achieved by investing in government backed assets (or equivalent) with similar characteristics to the Fund future CPI linked benefit payments.
- Hedge ratio – The level of hedging in place in the range from 0% to 100%.
- Insight QIF (Insight Qualified Investor Fund) – An investment fund specifically designed for the Fund to allow Insight to manage the liability hedging and synthetic equity assets.
- London Interbank Offer Rate (LIBOR) - An interest rate at which banks can borrow funds from other banks in the London interbank market.
- Z-spread – The difference between the yield on gilts and swaps.

IMPORTANT NOTICES

References to Mercer shall be construed to include Mercer LLC and/or its associated companies.

© 2018 Mercer LLC. All rights reserved.

This contains confidential and proprietary information of Mercer and is intended for the exclusive use of the parties to whom it was provided by Mercer. Its content may not be modified, sold or otherwise provided, in whole or in part, to any other person or entity, without Mercer's prior written permission.

The findings, ratings and/or opinions expressed herein are the intellectual property of Mercer and are subject to change without notice. They are not intended to convey any guarantees as to the future performance of the investment products, asset classes or capital markets discussed. Past performance does not guarantee future results. Mercer's ratings do not constitute individualized investment advice.

Information contained herein has been obtained from a range of third party sources. While the information is believed to be reliable, Mercer has not sought to verify it independently. As such, Mercer makes no representations or warranties as to the accuracy of the information presented and takes no responsibility or liability (including for indirect, consequential or incidental damages), for any error, omission or inaccuracy in the data supplied by any third party.

This does not constitute an offer or a solicitation of an offer to buy or sell securities, commodities and/or any other financial instruments or products or constitute a solicitation on behalf of any of the investment managers, their affiliates, products or strategies that Mercer may evaluate or recommend.

For the most recent approved ratings of an investment strategy, and a fuller explanation of their meanings, contact your Mercer representative.

For Mercer's conflict of interest disclosures, contact your Mercer representative or see www.mercer.com/conflictsofinterest.

This analysis is TAS 100 compliant.



*Mercer Limited is authorised and regulated by the Financial Conduct Authority
Registered in England No. 984275 Registered Office: 1 Tower Place West, Tower Place, London EC3R 5BU*
